



SLIM IMAGEART MEDIA FRAME

The **SLIM IMAGEART MEDIA FRAME** is an easy to use Snap Frame System that accommodates medium size graphics, promotional signage, and backlit materials in nearly a 1" thick frame

With our **SLIM IMAGEART MEDIA FRAME**, medium sized media graphics (up to 120" x 60") are typically printed on a DURATRANS film and backlit by evenly distributed light for beautiful displays that promote any artwork in a thin profile

The **SLIM IMAGEART MEDIA FRAME** may be used for a variety of applications that include:



Branding



Residential



Restaurants



Custom Fixtures



Hospitality



Retail



Healthcare



Gallery Displays



Signage




Custom Art Displays



Bar



Commercial Interior



SLIM IMAGEART MEDIA FRAME FRONT CORNER



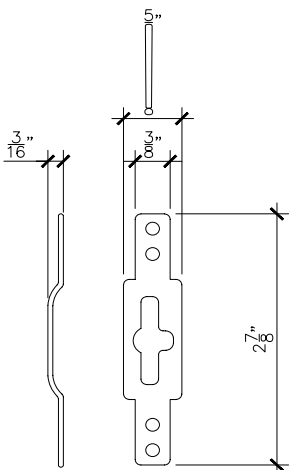
CLOSED SLIM IMAGEART MEDIA FRAME CORNER DETAIL



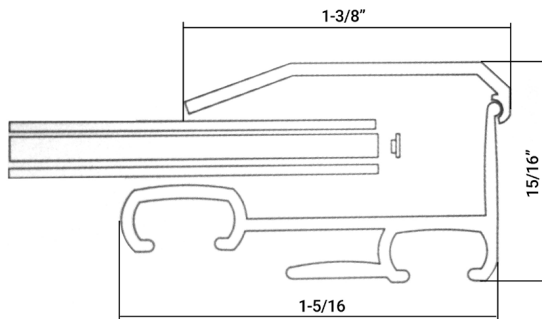
SLIM IMAGEART MEDIA FRAME BACK CORNER



SLIM IMAGEART MEDIA FRAME WITH MOUNTING BRACKET



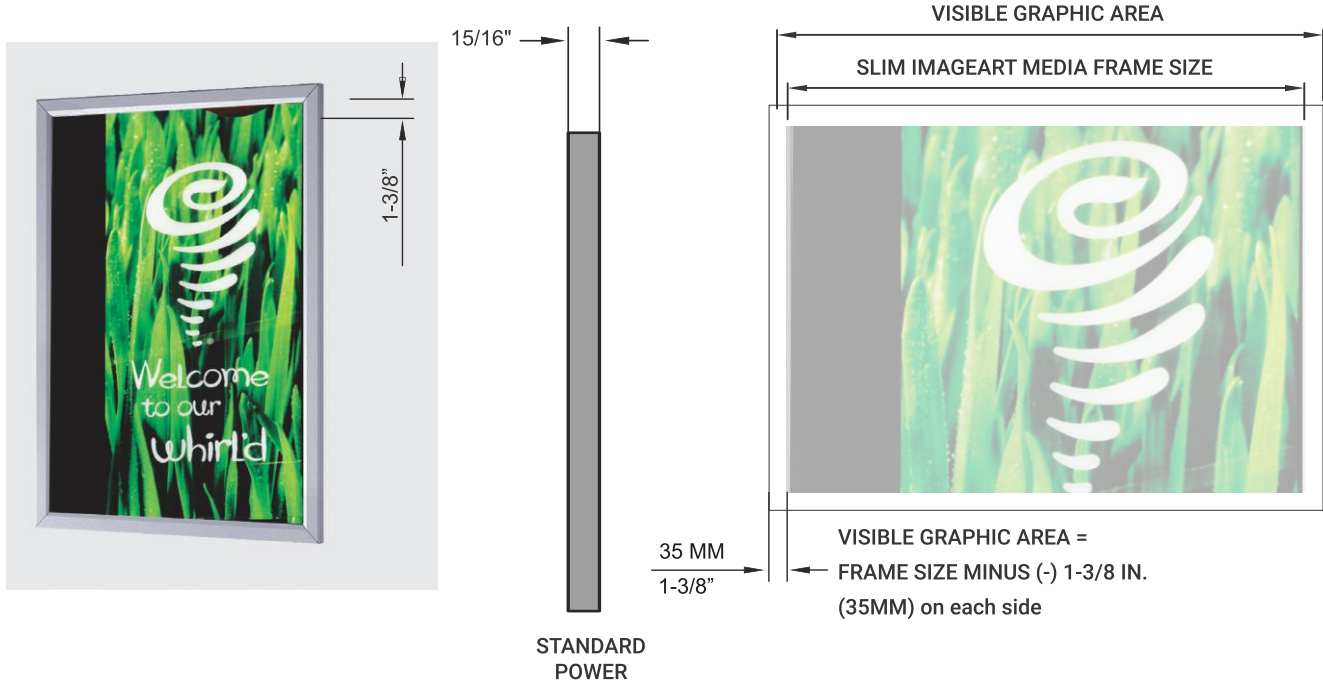
KEYHOLE MOUNTING BRACKET




SLIM IMAGEART MEDIA FRAME CROSS SECTION DETAIL

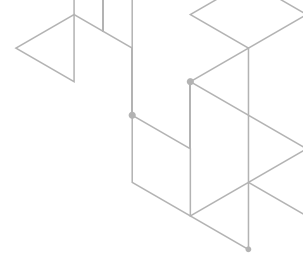


DIMENSIONS



APPLICATIONS





General Specifications

LIGHT WEB TECHNOLOGY™ :

3D etched patterns to evenly distribute light throughout the panel. Patterns available are GRID, DOT and MICRODOT™

THICKNESS:

15/16"

MAXIMUM SIZE AND PROPORTIONS:

120" x 60"

MINIMUM SIZE:

6" x 6"

POWER OPTIONS:

24VDC Standard and 24VDC High Power

DRIVER INPUT VOLTAGE :

100V TO 480V

LONG LIFE :

Over 50,000 hours = Nearly 12 years based on 12 hours a day. Once installed, the LightPanel System is virtually maintenance free.

WATTAGE :

4.3 W/Ft . -24V Standard Power (Optional: 12V)
5 W/ Ft. - 24V - High Power
*ask eos specialist for information on RGB, RGBW and Color Tuning options.

DIMMABLE :

The system is dimmable to <10% when matched with Dimmable Power Supplies

LEDs :

ANSI Binned LEDs from Tier 1 Suppliers
LED CRI > 80, 95+ Premium option
LED CRT - 1800K - 7500K, RGBW, RGB, Tunable, UV

WIRE GAUGE:

20GA Wiring for White and Color Tuning Panels, 24GA for Color

SERVICE AND INSTALLATION :

The Slim ImageArt MediaFrame comes with standard keyhole surface mounts, optional suspension mounts are also available.

IP RATNG:

Indoor Rated

Optional Specifications



COMPATIBLE POWER SUPPLIES :

- 0-10V dimming • DMX/DALI
- Electronic low voltage (ELV)
- RF Dimmable Plug In
- Inline Dimmable Plug-In



OUTPUT OPTIONS:

24V Standard Power or 24V High Power available. 12V available upon request



COLOR TEMPERATURES :

- 1800K • 2400K • 2700K • 3000K
- 3500K • 4000K • 5000K
- 6000K • 6500K • 7500K
- UV (Ultraviolet) • RGB, RGBW and Color Tuning options available

*formerly 5300K



APPROVALS AND CERTIFICATIONS:

The System is UL listed for Architectural applications and UL recognized for signage. All power supplies are UL / ETL listed.



<https://eoslight.com/user-guide/>



DOWNLOAD OUR USER GUIDE FOR WIRING & INSTALLATION INSTRUCTIONS



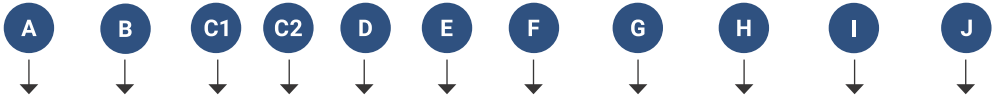
Product Specification Ordering Form

NAME: _____ PROJECT NAME: _____ ADDRESS: _____

PHONE: _____ PROJECT LOCATION: _____ CITY: _____

EMAIL: _____ ANTICIPATED DELIVERY DATE: _____ ZIP CODE: _____

COMPANY NAME: _____ PROJECT SPECIFIER: _____ RUSH PROJECT: Yes No



QTY	FIXTURE TYPE	VOLTAGE	DIMENSIONS (INCHES)		LED SIDES	COLOR TEMP	LED POWER	CORD LENGTH	CORD LOCATION	CORD COLOR	POWER SUPPLY
			TOP	SIDE							
5	SI	24V	48	50	4SL	2700	SP	CC6	TL	BC	HW

A FIXTURE TYPE

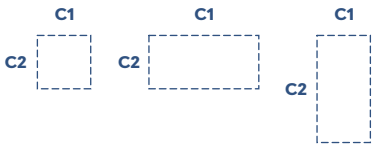
SI - SLIM IMAGEART Media

B VOLTAGE

24V - 24V (Standard)
12V - 12V (Optional)

C DIMENSIONS

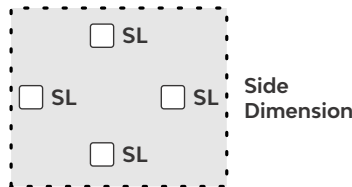
(Generated by Client)
C1- Top Dimension
C2- Side Dimension



D LED SIDES

1SL - One Side
2SL - Two Sides
3SL - Three Sides
4SL - Four Sides

Top Dimension



*Please note, the longest length is typically the LED side when selecting 1SL or 2SL

E COLOR TEMP

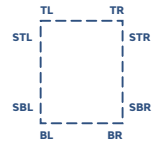
1800 - 1800K	6500 - 6500K
2400 - 2400K	7500 - 7500K
2700 - 2700K	UV - Ultraviolet
3000 - 3000K	RGB - Color Changing
3500 - 3500K	RGBW - Color Changing
4000 - 4000K	+ White (6000K, 4000K, 2700K)
5000 - 5000K	CT- Color Tuning (2400K to 6000K)
6000 - 6000K	

F LED POWER

SP- Standard Power PSP- Premium Standard Power (95+ CRI)
HP- High Power PHP- Premium High Power (95+ CRI)

G POWER CORD LENGTH

SC - Standard 9'
CC - Custom (16' max) _____



H POWER CORD EXIT

TL - Top Left Corner BL - Bottom Left Corner
TR - Top Right Corner BR - Bottom Right Corner
STL - Side Top Left Corner SBL - Side Bottom Left Corner
STR - Side Top Right Corner SBR - Side Bottom Right Corner

I POWER CORD COLOR

BC - Black WC - White

J POWER SUPPLY INFO

010V - 010V Dimmable Hardwire
ELV - Electronic Low Voltage Dimmable Hardwire
DMX - DMX /DALI
PI - Plug In, DC Jack
DPI - Dimmable Plug in w/ remote
HW - Non-Dimmable Hardwired



PROJECT NAME:

PROJECT LOCATION:

Please fill out the form

ITEM	QTY	A	B	C1	C2	D	E	F	G	H	I	J	K	L
		PANEL TYPE	VOLTAGE	DIMENSIONS TOP SIDE		LED SIDES	COLOR TEMP	LED POWER	DIFFUSER	CORD LENGTH	CORD LOCATION	CORD COLOR	POWER SUPPLY	IF CURVED PANEL SPECIFY RADIUS(INCHES)
1	5	SI	24V	48	50	4SL	2700	SP	DIF	CC6	TL	BC	010V	20

1. What is the Application the panels will be used for?
 E.g.: Hospitality, Retail, Signage Etc.

2. What are the LightPanels backlighting?
 E.g.: Stone, Graphic, Glass, Acrylic Etc.

3. Will the LightPanels be installed adjacent to one another?
 Yes No
 If Yes, Please Provide Drawing of Panel Layout

4. Will the LightPanels be powered individually (1:1) or would you like to connect Multiple LightPanels to a single driver?

5. Are there any installation details to review?

5. Is there an existing Dimming or Lighting Control System?
 If so, please provide Representative with information of the Control system (specs, manufacturer, etc.)

Additional information: